



Description of Product Material




Six Innovated Functions



1. Large Space

Its larger space for hiding wires makes wiring inside of the box easy and keeps wires from each other at a safe distance.



2. Easy Wiring

Movable guide rail plate can be put out of the box for wiring, unlimited by the space within the box. The panel can be adjusted to a level position with an ellipse hole in the guide rail plate, which better its appearance.



3. Easy Adjustment

Innovated function of adjustment enables the distribution box to adjust its height freely within a range from installation depth to the outside wall, which can be 20mm deep in the most. The newly added guide rail balance bar can keep solid the plate in a vertical, and installation.



4. Easy Identification

The unique clearly-printed display circuit breaker control makes the wiring structure clear, as well as easy connection, search and maintenance.



5. Sealed Connection

Earth and N are both connected in a sealed way, which fastens and beautifies the whole structure.



6. Automatic Opening

It adopts the new function of automatic opening and closing by pressing, which is easy and convenient.

Features of distribution box

1. Material :

- Cover, button, board, tag slip: PC plastic
- Shell of terminal bar :PC plastic
- Base box: 1.2MM cold plates with plastic coating
- Busbar: 2.0MM cold plates with plastic coating

2. Color:

Green+Yellow ; White+Yellow ; Green+Gray ; White+Gray ; Cream+Cream ; White +White

3. Installation Method:

Inside